

Ombré Table Runner Supply List

student copy



BY JENNIFER SAMPOU

Finished Reversible Table Runner: Approx. 72" x 16 1/2"
Level: Confident Beginner

The Reversible Table Runner is a study in color via ombré. You will learn the subtleties of hue and value by using just three or four SKY ombré fabrics per side. This is a beginner project because of the limited choices you have in order to focus on color play within a manageable palette and basic sewing. Students love how just a few fabrics sewn back together can be so successful.

What You'll Learn:

Jennifer shares extensive instruction on cutting ombrés, arranging color, ways to vary design, proper construction, envelope sewing technique and finally matchstick quilting for a fantastic designer finish. So satisfying that you will want to make more than one. Perfect gift for friends and family!

Class Material:

- Fabric: SKY Ombrés from Jennifer's collection. Bundles are available in different color ways (see photos on p. 2) Buy at jennifersampou.com.
- If not getting a bundle from JenniferSampou.com you will need the following:
 - ❖ 6-8 1/2yd cuts of ombrés ranging from dark to light and grouping 3-4 ombre for one side and 3-4 for other side
 - ❖ Other gradient fabrics will do, but may need more fabrics if ombre are not full range meaning color changes from one side of selvage to other.
- Thin cotton batting 77" x 22" to begin.
- Ombré Quilts Book, contains pattern, available at jennifersampou.com.

Quilter's List:

- Rotary cutter with fresh blade (Olfa)
- Quilt rulers 24"x 6" and 12.5"x 1.5" or your favorites
- Sewing machine in good repair with walking foot
- Thread 50 WT, Jennifer Sampou's designer Aurifil SKY box has all the colors you need! Available at <https://shopaurifil.com/products/sky>
- Scissors, snips, small and medium
- Pins for piecing
- Curved pins for quilt basting
- Seam Ripper, [Alex Anderson 4 in 1 Tool](#)

Ombré Table Runner Supply List

student copy

- Notebook/Graph paper for design concept and layout ideas/ color pencils
- Starch of choice
- Iron clean and good quality. I like my [Oliso](#)
- Quilter's Dream Cotton Request- 77" x 24"
- Large design wall or table in white to lay your work and play with color arrangement
- Extra Lighting can be important. Daylight Company offers lots of great travel options if needed.
- Smart phone with room for lots more photos. Don't come with zero memory left ;)

Prior to Workshop:

- Working with color inspiration you love can be an important step for success. This comes from all kinds of sources: Do you have a favorite photo? What hues do you want to work with? Is this for your home or a gift for a friend?
- Cut your fabrics beforehand based on instructions in the pattern if you are excited to get started right away on color work in class. Preferred way for cutting is cross grain selvage to selvage as shown on page 18 of OMBRE QUILTS book
- Jennifer will discuss any questions you have prior to workshop. Send her a picture, chat via email. Contact jennifersampou@gmail.com

Suggested Reading/Watching:

OMBRÉ QUILTS book, (C&T Publishing 2019) pages 1-18, Value Study pages 36-37, Ombré Table Runner Pattern pages 20-24.

Jennifer Sampou Pinterest/YouTube <https://www.pinterest.com/jennifersampou/ombré-quilts/> [SKY and Ombre Quilts](#).

Blog Posts sign up for [Jennifer's newsletter/blog](#) for updated info and SKY Ombrés **Instagram** [@JenniferSampou](#) and search #Ombrequiltsbook #ombretablerunner to see the latest.


Create Spark Online Learning is a tool Jennifer uses if class is online and not in person. It offers a great way to learn at home in the abundance of your stuff! If class is in person, students can add the online class for a discount when arranged with Sophie Scardaci, sophias@ctpub.com and Jennifer.

<https://creativespark.ctpub.com/courses/sampou-boost-your-color-confidence-ombre-table-runner-project>


Ombré Table Runner Colorways




Original



Nightfall



Bloom



Brilliance



NOTES: